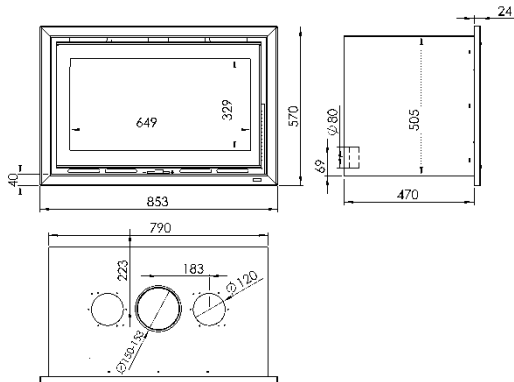


## MEASURES

DIMENSIONS H x W x D	570x853x494 mm
GROSS/NET WEIGHT	138/113 kg
FIREWOOD ENTRANCE	650x300 mm
SMOKE FLUE	Ø 150-153 mm Top
EXTERNAL AIR INTAKE	Ø 80 mm










## CHARACTERISTICS

CAST IRON GRILL	
PANORAMIC VISION	
STEEL BODY SHEET	3 mm
NOMINAL HEAT OUTPUT	7 KW
EFFICIENCY	81 %
CO EMISSIONS	0,10%
HEAT RESISTANT PAINT	800°C
CERAMIC GLASS HEAT RESISTANCE	750°C



## PRODUCT PLUS

### ECODESIGN

-  EXTERNAL AIR INTAKE
-  WHITE REFRACTORY BRICKS
-  PRINTED GLASS
-  WOOD LOGS 60 CM
-  210 m<sup>3</sup> HEATING VOLUME
-  CLEAN GLASS SYSTEM
-  TRIPLE COMBUSTION
-  AIR DUCTING
-  TANGENTIAL VENTILATOR



EAN 8426964248555  
REF. 24855



# C-800 EcoDesign



BlmSchV2

