

MEASURES










DIMENSIONS H x W x D	657x1120x570 mm
GROSS/NET WEIGHT	198/170 kg
FIREWOOD ENTRANCE	885x300 mm
SMOKE FLUE	Ø 150-153 mm Top
EXTERNAL AIR INTAKE	Ø 80 mm

CHARACTERISTICS

CAST IRON GRILL	
PANORAMIC VISION	
STEEL BODY SHEET	3 mm
NOMINAL HEAT OUTPUT	8,9 KW
EFFICIENCY	80,8 %
CO EMISSIONS	0,10 %
HEAT RESISTANT PAINT	800°C
CERAMIC GLASS HEAT RESISTANCE	750°C

PRODUCT PLUS

ECODESIGN

-  EXTERNAL AIR INTAKE
-  WHITE REFRACTORY BRICKS
-  PRINTED GLASS
-  WOOD LOGS 80 CM
-  270 m³ HEATING VOLUME
-  CLEAN GLASS SYSTEM
-  TRIPLE COMBUSTION
-  AIR DUCTING
-  TANGENTIAL VENTILATOR

C-1120

EcoDesign

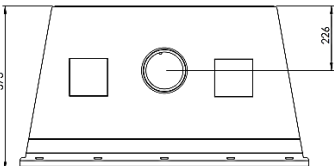
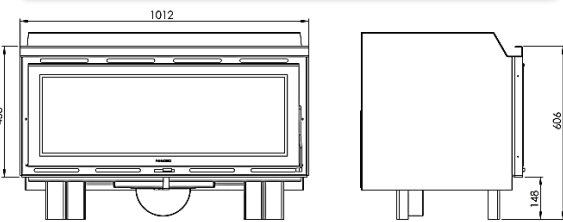


A+

EAN 8426964249101
REF. 24910



1120



BlmSchV2

