

MABE

MABE H x B x T **923x1000x486 mm**

GEWICHT
BRUTTO/NETTO **265/235 kg**

MABE FEUERRAUMTÜR **870x300 mm**

DURCHMESSER DES
ABGASSTUTZEN **Ø 200 mm Vertikal**

EXTERNE LUFTZUFUHR **Ø 80 mm**

EIGENSCHAFTEN

RÜTTELROST AUS GUSSEISEN

BLECHGEHÄUSE

NENNLEISTUNG **8,9 KW**

WIRKUNGSGRAD **77 %**

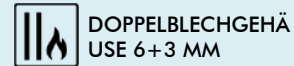

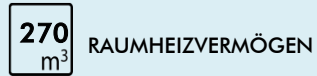
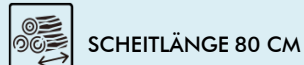
CO - EMISSIONEN **0,10 %**

HITZESCHUTZANSTRICH **800°C**

GLASKERAMIKSCHEIBE
HITZEBESTÄNDIG BIS **750°C**

PRODUKT PLUS

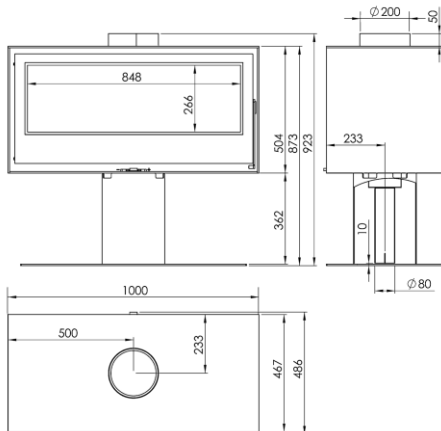
ECODESIGN



EAN 8426964243604
REF. 24360



A



SWING EcoDesign



BlmSchV2

