

## MEASURES









DIMENSIONS H x W x D	583x1091x575 mm
GROSS/NET WEIGHT	225/195 kg
FIREWOOD ENTRANCE	870x300 mm
SMOKE FLUE	Ø 150-153 mm Top
EXTERNAL AIR INTAKE	Ø 80 mm

## CHARACTERISTICS

CAST IRON GRILL	
PANORAMIC VISION	
DOUBLE STEEL BODY SHEET	5+3 mm
NOMINAL HEAT OUTPUT	8,9 KW
EFFICIENCY	80,8 %
CO EMISSIONS	0,10 %
HEAT RESISTANT PAINT	800°C
CERAMIC GLASS HEAT RESISTANCE	750°C

## PRODUCT PLUS

### ECODESIGN

-  EXTERNAL AIR INTAKE
-  VERMICULITE LINING
-  PRINTED GLASS
-  WOOD LOGS 80 CM
-  240 m<sup>3</sup> HEATING VOLUME
-  CLEAN GLASS SYSTEM
-  DOUBLE COMBUSTION
-  DOUBLE STEEL BODY SHEET 5 + 3 MM



A+

EAN 8426964243512  
REF. 24351



**BlmSchV2**



# PANORAMIC WALL EcoDesign



PANORAMIC WALL EN

