

MABE

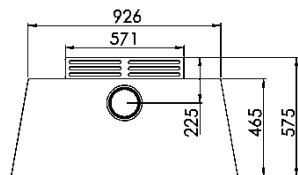
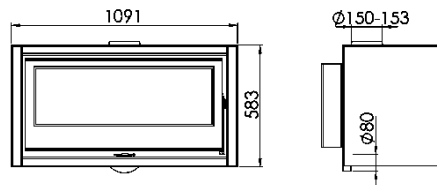
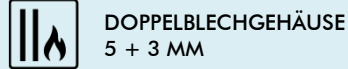
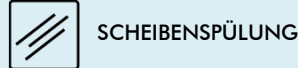
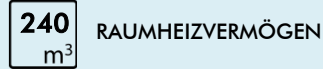
MABE H x B x T	583x1091x575 mm
GEWICHT BRUTTO/NETTO	225/195 kg
MABE FEUERRAUMTÜR	870x300 mm
DURCHMESSER DES ABGASSTUTZEN	Ø 150-153 mm Vertical
EXTERNE LUFTZUFUHR	Ø 80 mm

EIGENSCHAFTEN

RÜTTELROST AUS GUSSEISEN	
BLECHGEHÄUSE	5+3 mm
NENNLEISTUNG	8,9 KW
WIRKUNGSGRAD	80,8 %
CO - EMISSIONEN	0,10 %
HITZESCHUTZANSTRICH	800°C
GLASKERAMIKSCHEIBE HITZEBESTÄNDIG BIS	750°C

PRODUKT PLUS

ECODESIGN



EAN 8426964243512
REF. 24351



BlmSchV2



PANORAMIC WALL EcoDesign



PANORAMIC WALL DE

