

## AFMETINGEN

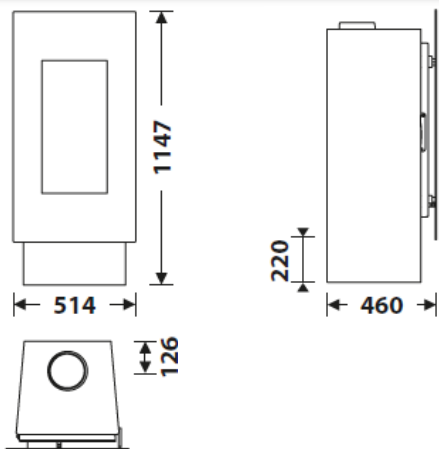
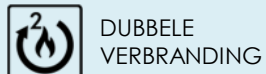
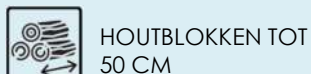
DIMENSIONS H x L x P	1147x514x460mm
BRUTO/NETTO GEWICHT	133/127 kg
AFMETINGEN DEUR	310x565 mm
ROOKUITGANG	Ø 150-153 mm Verticaal
EXTERNE LUCHTTOEVOER	Ø 80 mm

## TECHNISCHE KENMERKEN

GIETIJZEREN ROOSTER	
PANORAMISCH ZICHT	
STALEN PLAAT	5 mm
NOMINAAL VERMOGEN	8 KW
RENDEMENT	81 %
CO-UITSTOOT	0,10%
HITTEVASTE VERF BESTAND TOT	800°C
KERAMISCH GLAS BESTAND TOT	750°C

## PLUS PRODUCT

### ECODESIGN 2022



EAN 8426964116205  
REF. 11620



**BImSchV2**



# KYOTO EcoDesign

