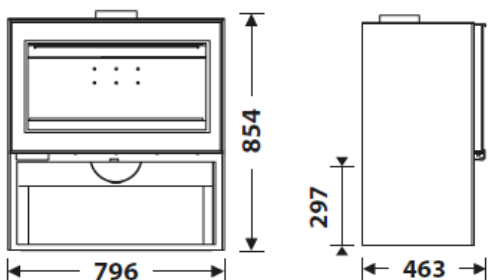


AFMETINGEN

| | |
|------------------------|---------------------------|
| DIMENSIONS H x L x P | 854x796x463 mm |
| BRUTO/NETTO GEWICHT | 155/141 kg |
| AFMETINGEN DEUR | 620x286 mm |
| ROOKUITGANG | Ø 150-153 mm Verticaal |
| EXTERNE LUCHTTOEVOER | Ø 80 mm |

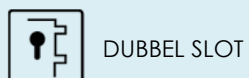
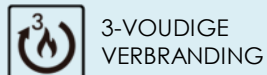
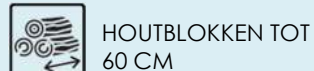
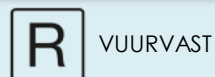
TECHNISCHE KENMERKEN

| | |
|-----------------------------|--------|
| GIETIJZEREN ROOSTER | |
| PANORAMISCH ZICHT | |
| STALEN PLAAT | 5 mm |
| NOMINAAL VERMOGEN | 7,2 KW |
| RENDEMENT | 78,9 % |
| CO-UITSTOOT | 0,10 % |
| HITTEVASTE VERF BESTAND TOT | 800°C |
| KERAMISCH GLAS BESTAND TOT | 750°C |



PLUS PRODUCT

ECODESIGN 2022



EAN 8426964243109
REF. 24310



BImSchV2



FINLAND EcoDesign

