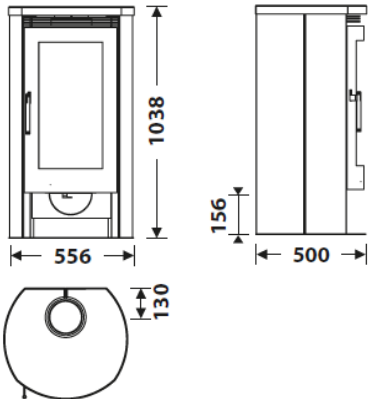


MEASURES

| | |
|----------------------|---------------------|
| DIMENSIONS H x W x D | 1038x556x500 mm |
| GROSS/NET WEIGHT | 193/172 kg |
| FIREWOOD ENTRANCE | 310x565 mm |
| SMOKE FLUE | Ø 150-153 mm Top |
| EXTERNAL AIR INTAKE | Ø 80 mm |










CHARACTERISTICS

| | |
|-------------------------------|----------|
| CAST IRON GRILL | |
| PANORAMIC VISION | |
| DOUBLE STEEL BODY SHEET | 5+2,5 mm |
| NOMINAL HEAT OUTPUT | 8 KW |
| EFFICIENCY | 81 % |
| CO EMISSIONS | 0,10 % |
| HEAT RESISTANT PAINT | 800°C |
| CERAMIC GLASS HEAT RESISTANCE | 750°C |



PRODUCT PLUS

ECODESIGN 2022

-  EXTERNAL AIR INTAKE
-  VERMICULITE LINING
-  WOOD LOG STORAGE
-  WOOD LOGS 50 CM
-  250 m³ HEATING VOLUME
-  DOUBLE COMBUSTION
-  CLEAN GLASS SYSTEM
-  NATURAL STONE
-  DOUBLE STEEL BODY SHEET 5 + 2,5 MM



EAN 8426964242003
REF. 24200



LAMBDA SOAP EcoDesign



LAMBDA SOAP



BlmSchV2

