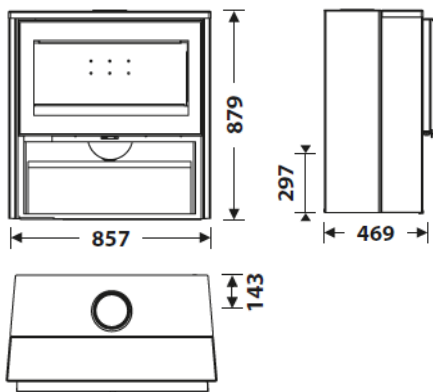


## MEASURES

DIMENSIONS H x W x D	879x857x469 mm
GROSS/NET WEIGHT	228/200 kg
FIREWOOD ENTRANCE	620x286 mm
SMOKE FLUE	Ø 150-153 mm Top
EXTERNAL AIR INTAKE	Ø 80 mm











## CHARACTERISTICS

CAST IRON GRILL	
PANORAMIC VISION	
STEEL BODY SHEET	5+3 mm
NOMINAL HEAT OUTPUT	7 KW
EFFICIENCY	80,7 %
CO EMISSIONS	0,10%
HEAT RESISTANT PAINT	800°C
CERAMIC GLASS HEAT RESISTANCE	750°C



## PRODUCT PLUS

### ECODESIGN

-  EXTERNAL AIR INTAKE
-  WHITE REFRACTORY BRICKS
-  WOOD LOG STORAGE
-  WOOD LOGS 60 CM
-  210 m<sup>3</sup> HEATING VOLUME
-  CLEAN GLASS SYSTEM
-  TRIPLE COMBUSTION
-  DOUBLE LOCK
-  PRINTED GLASS
-  NATURAL STONE



EAN 8426964243000  
REF. 24300



# FIREX EcoDesign



FIREX EN



BlmSchV2

