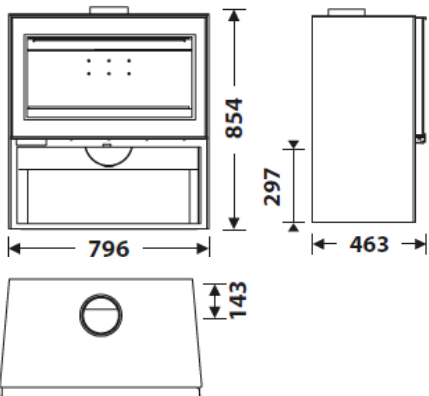


MEASURES

DIMENSIONS H x W x D	854x796x463 mm
GROSS/NET WEIGHT	198/178 kg
FIREWOOD ENTRANCE	620x286 mm
SMOKE FLUE	Ø 150-153 mm Top
EXTERNAL AIR INTAKE	Ø 80 mm










CHARACTERISTICS

CAST IRON GRILL	
PANORAMIC VISION	
STEEL BODY SHEET	5 mm
NOMINAL HEAT OUTPUT	7,2 KW
EFFICIENCY	78,9 %
CO EMISSIONS	0,10 %
HEAT RESISTANT PAINT	800 °C
CERAMIC GLASS HEAT RESISTANCE	750 °C



PRODUCT PLUS

ECODESIGN

-  **EXTERNAL AIR INTAKE**
-  **WHITE REFRACTORY BRICKS**
-  **WOOD LOG STORAGE**
-  **WOOD LOGS 60 CM**
-  **250** m³
-  **CLEAN GLASS SYSTEM**
-  **TRIPLE COMBUSTION**
-  **DOUBLE LOCK**
-  **PRINTED GLASS**



EAN 8426964243109
REF. 24310



BlmSchV2



FINLAND EcoDesign



FINLAND EN

